

Engage your students in

# creative


ways with free tools

What an exciting time to be a teacher. Students are more aware of the world, eager to embrace new ideas and try new technologies. To help, Microsoft® has lots of free tools to help you engage your students and energize a lesson plan.

# Motivate. Create. Share.

Microsoft® offers free tools and technologies to help you motivate and captivate your students. Included in the collection are interactive activities that can inspire students to explore as a group or as individuals for their own personal learning.

Ask students to gather images from the Web or snap their own photos on a subject. Then create a compelling piece of art with AutoCollage, the free collage-making photo tool from Microsoft.



## Top 3 reasons to consider free tools

### 1. They're free

Today, most every school is faced with budget challenges. Having tools available of this high quality and interactivity is a great untapped resource for teachers.



### 2. Personal discovery

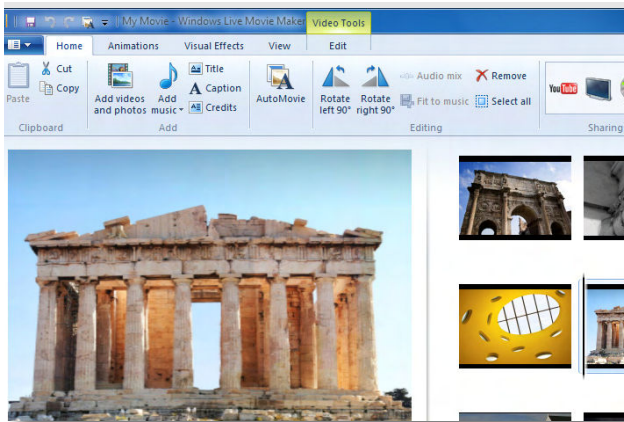
These free tools from Microsoft can help motivate students to express their creativity or achieve personal success in an area that truly interests them. From art to music to science, these free tools have something to offer students in nearly every grade.

### 3. Student and teacher-friendly

These tools are free and easy to download from a Web browser. For the most part, they don't require special training, so you can explain or use them quickly and engage your class in a productive learning activity.

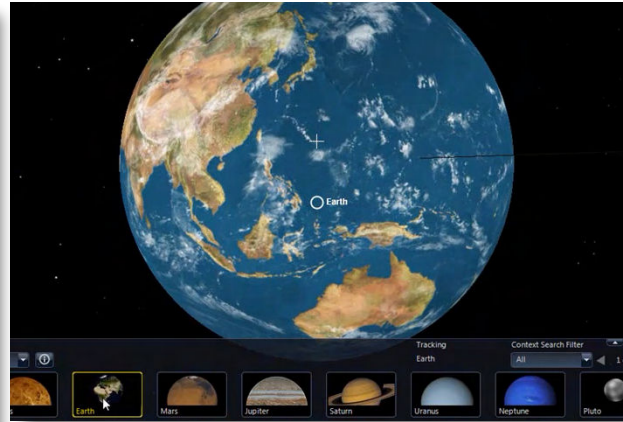
# Engage with multimedia

It's a Web surfing, clicking, high definition world we inhabit. So how does a teacher engage today's students? Here are some free tools and suggestions for how to use them for learning.



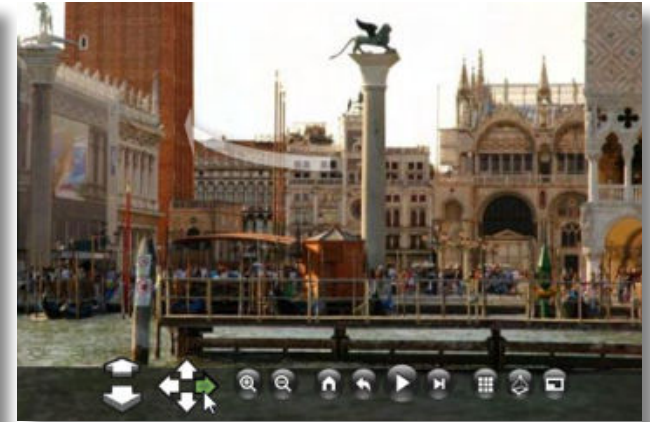
**Make your classroom lessons more memorable with a movie.**

Windows Live™ Movie Maker is the fast, easy way to turn photos and video clips into great-looking movies and slide shows you can share with your class, on the Web, or on DVDs.



**Have a PC perform as a virtual telescope.**

Created with the Microsoft® Visual Experience Engine, WorldWide Telescope brings together imagery from the world's best ground and space-based telescopes. Students can use their PC to explore the night sky by seamlessly panning and zooming to distant planets and stars.



**Turn a photo collection into an intriguing 3D viewing experience.**

Microsoft® Photosynth™ lets you take a series of photos and stitch them together. Students can explore famous places in the world with cinematic quality and interactivity. Students can also discover ancient cities and contemporary events with a virtual visual tour.

## Teacher Tip

AutoMovie, an innovative feature, lets you create a polished movie complete with transitions and music in about a minute.

## Teacher Tip

WorldWide Telescope includes guided, narrated tours packed with celestial information. Or create one yourself to bring a science lesson to warp speed.

## Teacher Tip

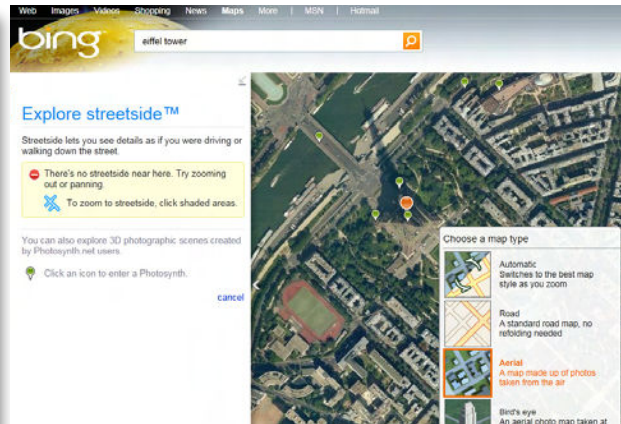
Introduce new material by sharing a Photosynth on the topic. You can easily search for photo collections related to what you're teaching.

# Other free multimedia tools



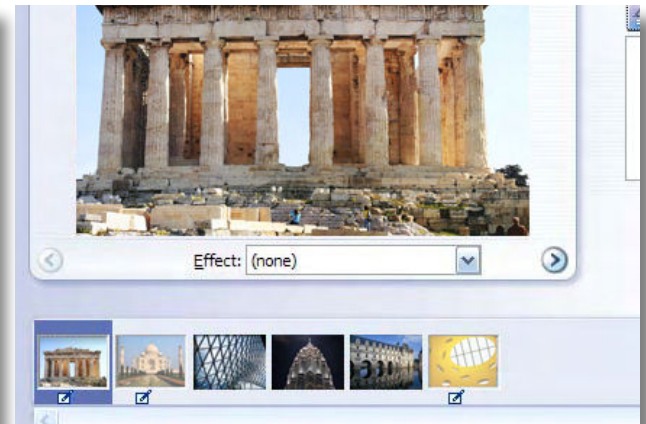
## Songsmith™ brings out musical creativity in the classroom

Choose a musical style from pop to reggae, sing into a PC microphone and Songsmith generates musical accompaniment to match the singer's voice. The tool is as fun as a karaoke machine, but can go further in inspiring student songwriting.



## Maps from satellite to street

Bing™ Maps can give you a breath-taking, bird's eye view of Paris, France or directions to the nearest school supplies store.



## Share a digital photo story

Available for Windows® XP, this free downloadable program has tools to enhance, crop and rotate your digital photos. Create a photo slideshow with a few simple clicks, and bring a subject to life with music and pictures.

### Teacher Tip

Take song lyrics and ask other students to use Songsmith to interpret the song in various music genres. Discuss how music changes the emotion of lyrics.

### Teacher Tip

Have your students take a virtual trip to the country, city or location that they are studying. Let Bing Maps fly them there in seconds.

### Teacher Tip

More teachers are using photo storytelling to start their lessons. Have students create digital slide shows using Microsoft Photo Story, instead of dioramas in an old shoebox.

# More participation, more sharing

A classroom of positive activity, learning and sharing adds up to a good teaching day. **Microsoft has free tools to help with collaboration in class and online with student workgroups and colleagues.**

**Writing Algebraic Equations**

Equations are like scales. Both sides of the equation must be equal.

We represent this as:  
 $x = 7$

## Engage your students with some mischief

Microsoft® Mouse Mischief™ lets teachers insert questions, polls, and fun into lessons shared with the whole class. Using wireless mice, students get actively involved in your presentation right from their desks. Mouse Mischief is a free add-in for PowerPoint 2007 and 2010 that you can easily download.

### Teacher Tip

You can learn more about Mouse Mischief™ including video demos, case studies, teacher testimonials, and free PowerPoint lessons ranging from math to science to language arts. Go to [microsoft.com/multipoint/mouse-mischief](http://microsoft.com/multipoint/mouse-mischief)

Spaces home Your space Friends Photos SkyDrive Events

Windows Live SkyDrive  
Password-protected online file storage. Always available where you need it.

**Store files for yourself**  
Using multiple computers? No problem. Store and access your personal files from anywhere online.

**Share files with friends**  
Sharing with friends, co-workers, or family is easy when you all add and update files in a shared folder.

**Share files with everybody**  
Some ideas are too good to keep to yourself. Share them in a public folder that only you can update.

## Store and share files and photos – free

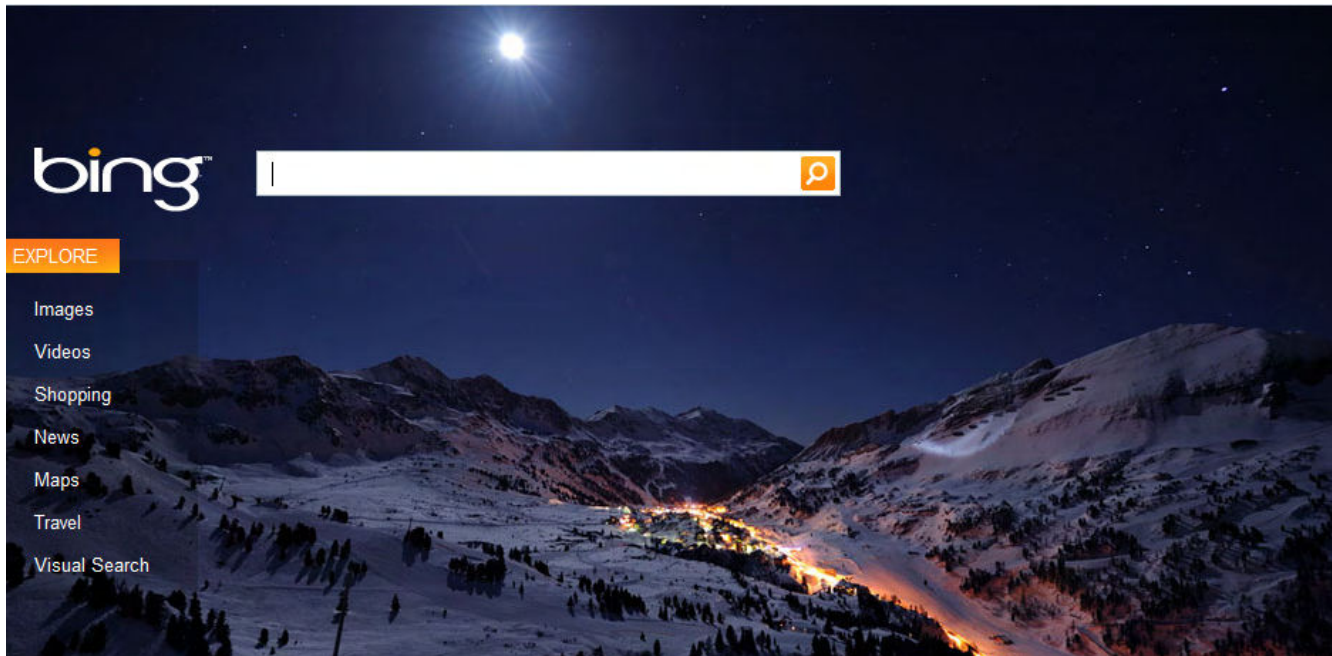
Windows Live SkyDrive™ offers a generous 25 gigabytes (GB) of free, online storage. Use it for a workgroup to upload and share documents in one central place, rather than bouncing them around in emails. For personal photos and files, store and access them with a password.

### Teacher Tip

You can use Windows Live SkyDrive to share photos with students from a class party or field trip. It's also a smart place to back up your electronic grade books, vital lesson plans and teaching materials.

# Free ways to simplify search

Finding a fact to complete a lesson or a scientific paper is equally important to the person doing the searching. **Microsoft® has free tools to make your Internet searches quicker and more rewarding.**



## A decision engine for teaching and learning

Students and teachers will find Bing™, at [bing.com](http://bing.com), an inviting way to search for information they seek on the Internet. Visual Search makes search results

literally pop to mind. For exploring minds, the [bing.com](http://bing.com) home page is an ever-changing presentation of unique content on countless topics.

### Teacher Tip

Point students to the images section of [bing.com](http://bing.com) to find pictures that can enliven their papers, photo slide shows, or class projects.



## Translation, please

Bing™ Translator is a helpful tool in our interconnected world. This free tool automatically converts what you have written into the language you need. Translating is as simple as cutting and pasting the text into the area indicated, and clicking "translate."

For more information, including a step by step instruction guide and videos, go to:

[www.microsoft.com/education/freetools](http://www.microsoft.com/education/freetools)

# Where to find them

This collection of free tools can be easily downloaded and shared.

**AutoCollage\***: [microsoft.com/AutoCollage](http://microsoft.com/AutoCollage)

**Windows Live™ Movie Maker**: [windowslive.com/desktop/moviemaker](http://windowslive.com/desktop/moviemaker)

**Worldwide Telescope**: [worldwidetelescope.org](http://worldwidetelescope.org)

**Photosynth™**: [photosynth.net](http://photosynth.net)

**Songsmith™ free trial\***: [microsoft.com/songsmith](http://microsoft.com/songsmith)

**Bing™ Search and Bing™ Maps**: [bing.com](http://bing.com)

**Photostory for Windows® XP**: [microsoft.com/PhotoStory](http://microsoft.com/PhotoStory)

**Mouse Mischief™**: [microsoft.com/multipoint/mouse-mischief](http://microsoft.com/multipoint/mouse-mischief)

**Windows Live SkyDrive™**: [Skydrive.Live.com](http://Skydrive.Live.com)

**Bing™ Translator**: [microsoftTranslator.com](http://microsoftTranslator.com)

Or for more information, visit [www.microsoft.com/education/freetools](http://www.microsoft.com/education/freetools)

© 2010 Microsoft Corporation. All rights reserved.

This document is for informational purposes only. MICROSOFT MAKES NO WARRANTIES, EXPRESS, IMPLIED OR STATUTORY, AS TO THE INFORMATION IN THIS DOCUMENT. Microsoft, plus Bing™ Translator, Songsmith, Bing™ Search, Bing™ Maps, Windows Live™ Writer, and Windows Live™ SkyDrive are either registered trademarks or trademarks of Microsoft Corporation in the United States and/or other countries. The names of actual companies and products mentioned herein may be the trademarks of their respective owners.

These materials were created from a US perspective, some software may or may not be available in your market for free.

\*Join <http://us.partnersinlearningnetwork.com> for free to obtain complete free version of AutoCollage and Songsmith (vs. trial).

